



crop estimates committee oesskattingskomitee

From/Van: Mr Baldwin Netshifhephe
Tel: 012 319 8043/32 • **Fax/Faks:** 012 319 8031 • **E-mail/E-pos:** BaldwinN@dalrrd.gov.za

Web page/Webblad: www.dalrrd.gov.za/statistics and economic reports or
www.saqis.org.za/CEC: Crop Estimates EMBARGO: 14:30



agriculture, land reform
& rural development

Department:
Agriculture, Land Reform and Rural Development
REPUBLIC OF SOUTH AFRICA

30 August / Augustus 2021

The area planted estimate and seventh production forecast for summer crops for 2021 is hereby released.
Hiermee word die oppervlakte- en sewende produksieskatting vir somergewasse vir 2021 vrygestel.

SUMMER CROPS – AREA PLANTED AND SEVENTH PRODUCTION FORECAST: 2021

SOMERGEWASSE – OPPERVLAKE- EN SEWENDE PRODUKSIESKATTING: 2021

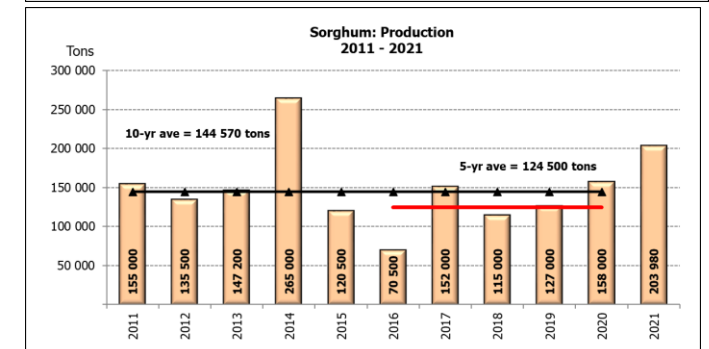
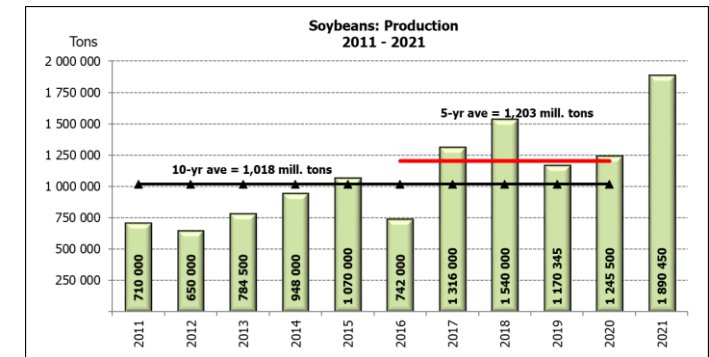
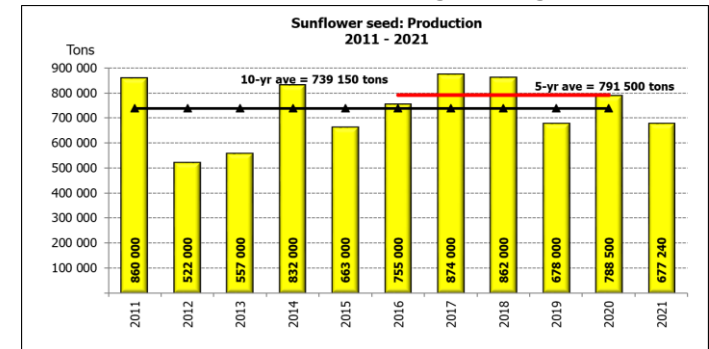
CROP/GEWAS	Area planted/ Opp beplant 2021 Ha (A)	7 th forecast/ 7 ^{de} skatting 2021 Tons (B)	6 th forecast/ 6 ^{de} skatting 2021 Tons (C)	Area planted/ Opp beplant 2020 Ha (D)	Final crop/ Finale oes 2020 Tons (E)	Change/ Verandering/ % (B) ÷ (C)
Commercial/Kommersieël:						
White maize/Witmielies	1 691 900	8 764 565	8 936 815	1 616 300	8 547 500	-1,93
Yellow maize/Geelmielies	1 063 500	7 551 700	7 494 300	994 500	6 752 500	+0,77
Total Maize/Totale Mielies	2 755 400	16 316 265	16 431 115	2 610 800	15 300 000	-0,70
Sunflower seed/Sonneblomsaad	477 800	677 240	677 240	500 300	788 500	-
Soybeans/Sojabone	827 100	1 890 450	1 918 150	705 000	1 245 500	-1,44
Groundnuts/Grondbone	38 550	58 900	58 900	37 500	50 080	-
Sorghum	49 200	203 980	203 980	42 500	158 000	-
Dry beans/Droëbone	47 390	56 577	56 577	50 150	64 800	-
Non-Commercial Maize/Nie-Kommersiële Mielies						
Total Maize/Totaal Mielies	3 629 900	6 364 440	6 364 440	2 974 460	5 435 545	-
Maize/Mielies: Commercial/Kommersieël + Non-Commercial/Nie-Kommersieël						
Total Maize RSA/Totaal Mielies RSA	3 118 300	16 952 705	17 067 555	2 908 260	15 843 545	-0,67

Note: Estimate is for calendar year, e.g. production season 2020/21 = 2021

Nota: Skatting is vir kalenderjaar, bv. produksie-seisoen 2020/21 = 2021

The Crop Estimates Committee comprises officials of the following institutions:

Department of Agriculture, Land Reform and Rural Development; Provincial Departments of Agriculture; various ARC-Institutes (Soil, Climate and Water; Small Grains Institute; and Grain Crops Institute); BFAP and Statistics SA.



WHITE AND YELLOW MAIZE – AREA PLANTED AND SEVENTH PRODUCTION FORECAST: 2021
WIT- EN GEELMIELIES – OPPERVLAKTE EN SEWENDE PRODUKSIESKATTING: 2021

Provinsie/ Province	Area planted/ Oppervlakte beplant 2021			7 th forecast/ 7 ^{de} skatting 2021			Area planted/ Oppervlakte beplant 2020			Final crop/ Finale oes 2020		
	White/ Wit Ha	Yellow/ Geel Ha	Total/ Totaal Ha	White/ Wit Tons	Yellow/ Geel Tons	Total/ Totaal Tons	White/ Wit Ha	Yellow/ Geel Ha	Total/ Totaal Ha	White/ Wit Tons	Yellow/ Geel Tons	Total/ Totaal Tons
Western Cape/Wes-Kaap	500	3 500	4 000	4 500	31 500	36 000	400	3 400	3 800	3 600	30 600	34 200
Northern Cape/Noord-Kaap	3 400	41 000	44 400	40 290	627 300	667 590	3 400	43 100	46 500	40 300	633 900	674 200
Free State/Vrystaat	907 500	420 000	1 327 500	4 582 875	2 499 000	7 081 875	855 000	365 000	1 220 000	4 700 000	2 209 000	6 909 000
Eastern Cape/Oos-Kaap	6 000	18 000	24 000	39 000	133 200	172 200	5 500	17 000	22 500	35 200	119 000	154 200
KwaZulu-Natal	50 000	55 000	105 000	310 000	451 000	761 000	47 000	55 000	102 000	298 400	434 500	732 900
Mpumalanga	165 000	360 000	525 000	1 122 000	2 736 000	3 858 000	160 000	353 000	513 000	872 000	2 347 500	3 219 500
Limpopo	16 500	21 000	37 500	112 200	172 200	284 400	15 000	18 000	33 000	105 000	126 000	231 000
Gauteng	58 000	50 000	108 000	371 200	360 000	731 200	55 000	50 000	105 000	297 000	330 000	627 000
North West/Noordwes	485 000	95 000	580 000	2 182 500	541 500	2 724 000	475 000	90 000	565 000	2 196 000	522 000	2 718 000
Total/Totaal	1 691 900	1 063 500	2 755 400	8 764 565	7 551 700	16 316 265	1 616 300	994 500	2 610 800	8 547 500	6 752 500	15 300 000

SUNFLOWER SEED – AREA PLANTED AND SEVENTH PRODUCTION FORECAST: 2021
SONNEBLMSAAD – OPPERVLAKTE EN SEWENDE PRODUKSIESKATTING: 2021

Province/ Provinsie	Area planted/ Opp beplant Ha 2021	7 th forecast/ 7 ^{de} skatting Tons 2021	Area planted/ Opp beplant Ha 2020	Final crop/ Finale oes Tons 2020
Western Cape/Wes-Kaap	-	-	-	-
Northern Cape/Noord-Kaap	1 100	1 320	1 200	1 430
Free State/Vrystaat	235 000	352 500	260 000	444 600
Eastern Cape/Oos-Kaap	300	450	300	750
KwaZulu-Natal	-	-	-	-
Mpumalanga	3 500	5 250	2 800	3 920
Limpopo	76 500	76 500	65 000	65 000
Gauteng	4 400	5 720	4 000	5 600
North West/Noordwes	157 000	235 500	167 000	267 200
Total/Totaal	477 800	677 240	500 300	788 500

SOYBEANS – AREA PLANTED AND SEVENTH PRODUCTION FORECAST: 2021
SOJABONE – OPPERVLAKTE EN SEWENDE PRODUKSIESKATTING: 2021

Province/ Provinsie	Area planted/ Opp beplant Ha 2021	7 th forecast/ 7 ^{de} skatting Tons 2021	Area planted/ Opp beplant Ha 2020	Final crop/ Finale oes Tons 2020
Western Cape/Wes-Kaap	-	-	-	-
Northern Cape/Noord-Kaap	1 000	3 500	2 000	7 000
Free State/Vrystaat	365 000	766 500	315 000	519 750
Eastern Cape/Oos-Kaap	3 100	9 300	1 500	3 000
KwaZulu-Natal	36 000	129 600	35 000	101 500
Mpumalanga	290 000	638 000	260 000	416 000
Limpopo	20 500	71 750	15 500	48 050
Gauteng	42 000	105 000	36 000	70 200
North West/Noordwes	69 500	166 800	40 000	80 000
Total/Totaal	827 100	1 890 450	705 000	1 245 500

GROUNDNUTS – AREA PLANTED AND SEVENTH PRODUCTION FORECAST: 2021**GRONDBONE – OPPERVLAKTE EN SEWENDE PRODUKSIESKATTING: 2021**

Province/ Provinsie	Area planted/ Opp beplant Ha 2021	7 th forecast/ 7 ^{de} skatting Tons 2021	Area planted/ Opp beplant Ha 2020	Final crop/ Finale oes Tons 2020
Western Cape/Wes-Kaap	-	-	-	-
Northern Cape/Noord-Kaap	1 500	3 750	1 200	2 580
Free State/Vrystaat	16 000	24 800	11 000	15 400
Eastern Cape/Oos-Kaap	-	-	-	-
KwaZulu-Natal	50	50	-	-
Mpumalanga	-	-	-	-
Limpopo	3 000	6 900	2 900	5 220
Gauteng	-	-	-	-
North West/Noordwes	18 000	23 400	22 400	26 880
Total/Totaal	38 550	58 900	37 500	50 080

SORGHUM – AREA PLANTED AND SEVENTH PRODUCTION FORECAST: 2021**SORGHUM – OPPERVLAKTE EN SEWENDE PRODUKSIESKATTING: 2021**

Province/ Provinsie	Area planted/ Opp beplant Ha 2021	7 th forecast/ 7 ^{de} skatting Tons 2021	Area planted/ Opp beplant Ha 2020	Final crop/ Finale oes Tons 2020
Western Cape/Wes-Kaap	-	-	-	-
Northern Cape/Noord-Kaap	-	-	-	-
Free State/Vrystaat	10 500	39 900	8 000	35 200
Eastern Cape/Oos-Kaap	-	-	-	-
KwaZulu-Natal	500	2 250	1 200	4 200
Mpumalanga	9 400	56 400	8 500	46 340
Limpopo	17 000	59 500	16 000	41 950
Gauteng	300	1 080	300	960
North West/Noordwes	11 500	44 850	8 500	29 350
Total/Totaal	49 200	203 980	42 500	158 000

DRY BEANS – AREA PLANTED AND SEVENTH PRODUCTION FORECAST: 2021**DROëBONE – OPPERVLAKTE EN SEWENDE PRODUKSIESKATTING: 2021**

Province/ Provinsie	Area planted/ Opp beplant Ha 2021	7 th forecast/ 7 ^{de} skatting Tons 2021	Area planted/ Opp beplant Ha 2020	Final crop/ Finale oes Tons 2020
Western Cape/Wes-Kaap	100	150	100	150
Northern Cape/Noord-Kaap	350	700	350	700
Free State/Vrystaat	22 000	15 400	24 000	30 000
Eastern Cape/Oos-Kaap	200	300	200	300
KwaZulu-Natal	3 000	3 900	2 900	3 480
Mpumalanga	6 500	10 075	6 600	8 250
Limpopo	8 000	16 000	8 400	13 440
Gauteng	840	1 092	600	780
North West/Noordwes	6 400	8 960	7 000	7 700
Total/Totaal	47 390	56 577	50 150	64 800

CONFIDENTIALITY ISSUES that CEC members are committed to adhere to on the day of the meeting

- No member is allowed to leave the meeting before 12:00 in order to prevent disclosure of the information
- The embargo time for the release of crop estimates information is 14:30
- No member is allowed to discuss crop estimates information with anyone other than a member of the Committee before the embargo time
- Only the Chairperson, or a member appointed by the Chairperson, may release the figures to the media
- Members must regard the detail of any information that was collected for and/or discussed during the meeting, as confidential
- Individual information received for crop estimate purposes is treated strictly confidential, and is not divulged for any other purposes

**AREA ESTIMATE AND SEVENTH PRODUCTION FORECAST OF SUMMER CROPS (2021 PRODUCTION SEASON)/
OPPERVLAKTE- EN SEWENDE PRODUKSIESKATTING VIR SOMERGEWASSE (2021 PRODUKSIE-SEISOEN)
30 AUGUST/AUGUSTUS 2021**

Summer field crops – 2021

Commercial maize: The size of the expected commercial maize crop has been set at 16,316 mill. tons, which is 0,70% or 114 850 tons less than the previous forecast of 16,431 mill. tons. The area estimate for maize is 2,755 mill. ha, while the expected yield is 5,92 t/ha.

The estimated maize crop is 7% bigger than the 2020 crop. The three main maize producing areas, namely the Free State, Mpumalanga and North West provinces is expected to produce 84% of the 2021 crop.

The area estimate for white maize is 1,692 mill. ha & for yellow maize the area estimate is 1,064 mill. ha.

The production forecast of white maize decreased by 172 250 tons against the previous forecast, from 8,937 mill. tons to 8,765 mill. tons. The yield for white maize is 5,18 t/ha. In the case of yellow maize the production forecast is 7,552 mill. tons, which is 0,77% or 57 400 tons more than the 7,494 mill. tons of the previous forecast. The yield for yellow maize is 7,10 t/ha.

Sunflower seed: The production forecast for sunflower seed remained unchanged at 677 240 tons. The area estimate for sunflower seed is 477 800 ha, while the expected yield is 1,42 t/ha.

Other crops: The production forecast for **soybeans** decreased by 27 700 tons (1,44%), from 1,918 mill. tons to 1,890 mill. tons. The estimated area planted to soybeans is 827 100 ha and the expected yield is 2,29 t/ha.

The expected **groundnut** crop is 58 900 tons, also unchanged from the previous forecast. For groundnuts, the area estimate is 38 550 ha, with an expected yield of 1,53 t/ha.

The production forecast for **sorghum** remained unchanged at 203 980 tons. The area estimate for sorghum is 49 200 ha and the expected yield is 4,15 t/ha.

In the case of **dry beans**, the production forecast also remained unchanged at 56 577 tons. The area estimate of dry beans is 47 390 ha, with an expected yield of 1,19 t/ha.

Please note that the eighth production forecast for summer field crops for 2021 will be released on 29 September 2021.

Somergewasse – 2021

Kommersiële mielies: Die grootte van die verwagte kommersiële mielie-oes is op 16,316 milj. ton gestel, wat 0,70% of 114 850 ton meer is as die vorige skatting van 16,431 milj. ton. Die skatting van die oppervlakte onder mielies is 2,755 milj. ha, terwyl die verwagte opbrengs 5,92 t/ha is.

Die geskatte mielie-oes is 7% groter as die 2020-oes. Die drie belangrikste mielieproduserende gebiede, nl. die Vrystaat, Mpumalanga en Noordwes provinsies, gaan na verwagting 84% van die 2021-oes produseer.

Die oppervlak onder witmielies is 1,692 milj. ha en vir geelmielies is die oppervlak 1,064 milj. ha.

Die produksieskatting van witmielies het met 172 250 ton afgeneem teenoor die vorige skatting, van 8,937 milj. ton tot 8,765 milj. ton. Die opbrengs van witmielies is 5,18 t/ha. In die geval van geelmielies is die produksieskatting 7,552 milj. ton, wat 0,77% of 57 400 ton meer is as die 7,494 milj. ton van die vorige skatting. Die opbrengs van geelmielies is 7,10 t/ha.

Sonneblomsaad: Die produksieskatting vir sonneblomsaad is onveranderd gelaat op 677 240 ton. Die oppervlakteskatting vir sonneblomsaad is 477 800 ha, terwyl die verwagte opbrengs 1,42 t/ha is.

Ander gewasse: Die produksieskatting van **sojabone** het afgeneem met 27 700 ton (1,44%), van 1,918 milj. ton tot 1,890 milj. ton. Die geskatte oppervlakte beplant van sojabone is 827 100 ha en die verwagte opbrengs is 2,29 t/ha.

Die verwagte **grondbone**-oes is 58 900 ton, ook onveranderd teenoor die vorige skatting. Vir grondbone is die oppervlakteskatting 38 550 ha, terwyl die verwagte opbrengs 1,53 t/ha is.

Die produksieskatting van **sorghum** het onveranderd gebly op 203 980 ton. Die oppervlakteskatting vir sorghum is 49 200 ha, en die verwagte opbrengs is 4,15 t/ha.

In die geval van **droëbone** is die produksieskatting ook onveranderd gelaat op 56 577 ton. Die oppervlakte beplant met droëbone is 47 390 ha, en die verwagte opbrengs is 1,19 t/ha.

Neem asseblief kennis dat die agtste produksieskatting vir somergewasse vir 2021 op 29 September 2021 vrygestel sal word.

The non-commercial agricultural sectors' production estimate for maize for 2021 is hereby released. /
 Hiermee word die nie-kommersiële landbou-sektor se produksieskatting vir mielies vir 2021 vrygestel.

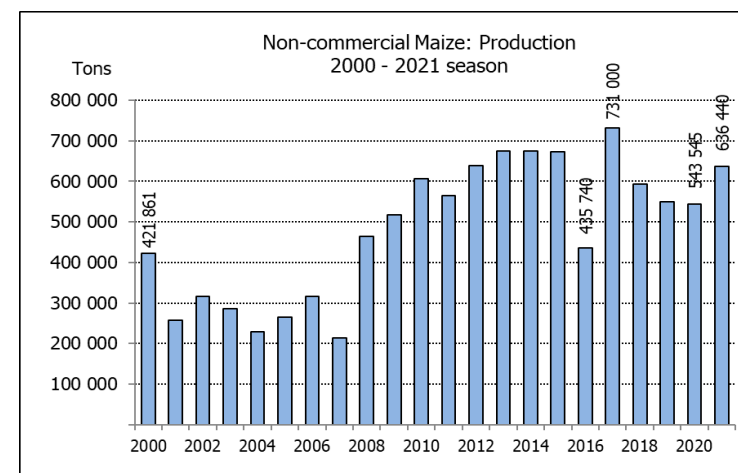
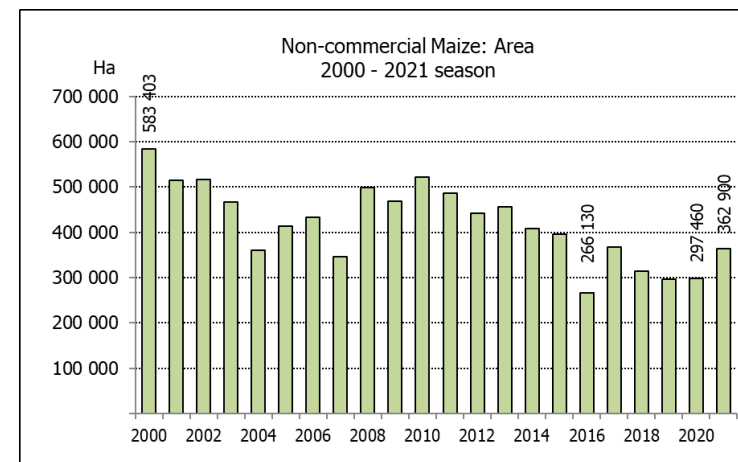
NON-COMMERCIAL MAIZE – AREA PLANTED AND PRODUCTION ESTIMATE: 2021

NIE-KOMMERSIËLE MIELIES – OPPERVLAKTE- EN PRODUKSIESKATTING: 2021

CROP/GEWAS	Area planted/ Opp beplant 2021 Ha (A)	Production/ Produksie 2021 Tons (B)	Area planted/ Opp beplant 2020 Ha (C)	Final crop/ Finale oes 2020 Tons (D)	Change/ Verandering % (B) ÷ (D)
Non-commercial agriculture/Nie-kommersiële landbou:					
White maize/Witmielies	276 100	445 335	221 945	375 295	+18,66
Yellow maize/Geelmielies	86 800	191 105	75 515	168 250	+13,58
Maize/Mielies	362 900	636 440	297 460	543 545	+17,09

The preliminary area planted to maize in the non-commercial agricultural sector is estimated at 362 900 ha, which represents an increase of 22,00%, compared to the 297 460 ha of the previous season. The expected maize crop for this sector is 636 440 tons, which is 17,09% more than the 543 545 tons of last season. It is important to note that about 53% of the maize produced in the non-commercial sector, is planted in the Eastern Cape, followed by KwaZulu-Natal with 23%.

Die voorlopige oppervlakte beplant met mielies in die nie-kommersiële landbou-sektor word geskat op 362 900 ha, wat 'n toename van 22,00% verteenwoordig in vergelyking met die 297 460 ha van die vorige seisoen. Die verwagte mielie-oes van dié sektor is 636 440 ton, wat 17,09% meer is as die 543 545 ton van die vorige seisoen. Dit is belangrik om daarop te let dat ongeveer 53% van die mielies wat geproduseer word in die nie-kommersiële sektor, in die Oos-Kaap geplant word, gevolg deur KwaZulu-Natal met 23%.



The revised area estimate and first production forecast for winter cereals for the 2021 is hereby released. /
Hiermee word die hersiene oppervlakte- en eerste produksieskatting vir wintergewasse vir 2021 vrygestel.

WINTER CEREALS – REVISED AREA PLANTED ESTIMATE AND FIRST PRODUCTION FORECAST: 2021 PRODUCTION SEASON

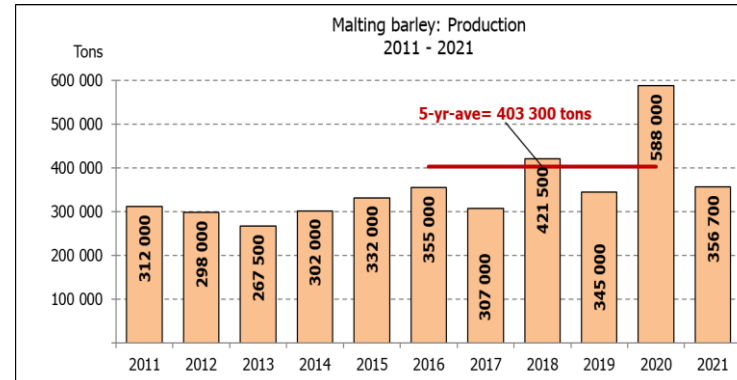
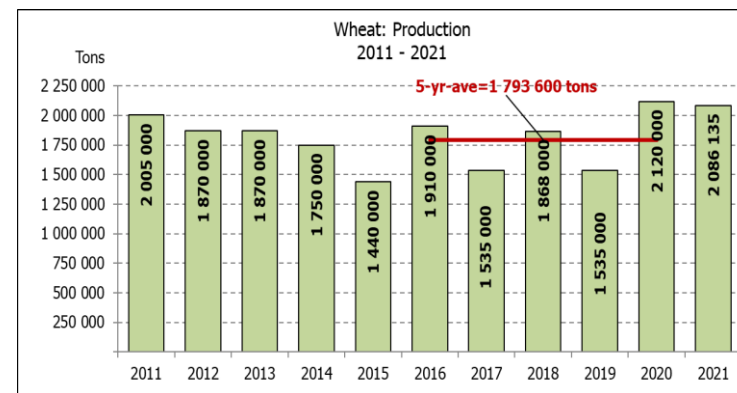
WINTERGEWASSE – HERSIENE OPPERVLAKTE- EN EERSTE PRODUKSIESKATTING: 2021-PRODUKSIESEISOEN

CROP/GEWAS	Area planted/ Opp beplant Ha (A)	1 st forecast/ 1 ^{ste} skatting Tons (B)	Area planted/ Opp beplant Ha (C)	Final crop/ Finale oes Tons (D)	Change/ Verandering % (B) ÷ (D)
Commercial/Kommersieel:					
Wheat/Koring	521 500	2 086 135	509 800	2 120 000	-1,60
Malting barley/Moutgars	94 730	356 700	141 690	588 000	-39,34
Canola/Kanola	100 000	195 000	74 120	165 200	+18,04
Cereal oats/Hawermout	35 150	79 253	26 200	57 000	+7,16
Sweet lupines/Soetlupine	22 000	30 800	N/a	N/a	+26,05

WHEAT – REVISED AREA PLANTED ESTIMATE AND FIRST PRODUCTION FORECAST: 2021 PRODUCTION SEASON

KORING – HERSIENE OPPERVLAKTE- EN EERSTE PRODUKSIESKATTING: 2021-PRODUKSIESEISOEN

vince/ Provinsie	Area planted/ Opp beplant Ha 2021	1 st forecast/ 1 ^{ste} skatting Tons 2021	Area planted/ Opp beplant Ha 2020	Final crop/ Finale oes Tons 2020
Western Cape/Wes-Kaap	360 000	1 134 000	326 000	1 103 000
Northern Cape/Noord-Kaap	35 500	259 150	37 000	271 950
Free State/Vrystaat	68 000	333 200	94 000	413 600
Eastern Cape/Oos-Kaap	3 800	24 700	4 000	26 000
KwaZulu-Natal	8 500	53 125	7 800	48 360
Mpumalanga	4 100	27 060	3 000	19 500
Limpopo	26 500	164 300	23 000	147 200
Gauteng	1 100	6 600	1 300	8 190
North West/Noordwes	14 000	84 000	13 700	82 200
Total/Totaal	521 500	2 086 135	509 800	2 120 000



**REVISED AREA PLANTED ESTIMATE AND FIRST PRODUCTION FORECAST OF WINTER CROPS (2021) /
HERSIENE OPPERVLAKTE- EN EERSTE PRODUKSIESKATTING VAN WINTERGEWASSE (2021)
30 AUGUST/ 30 AUGUSTUS 2021**

Winter cereal crops - 2021 production season

Wheat: The expected production of wheat is 2,086 mill. tons, which is 1,60% or 33 865 tons less than the previous seasons' crop of 2,120 mill. tons, whilst the expected yield is 4,00 t/ha.

The expected production in the Western Cape is 1,134 mill. tons (54%), which is 31 000 tons more than the 1,103 mill. tons produced in the previous season. In the Free State, the expected production is 333 200 tons (16%), which is 80 400 tons less than the previous seasons' crop of 413 600 tons. In the Northern Cape, 259 150 tons (12%) is expected to be produced – 12 800 tons less than the 271 950 tons produced in the previous season.

The area estimate for wheat was revised to 521 500 ha, which is 5 500 ha more than the 516 000 ha of the previous forecast. An estimated 360 000 ha or 69 % is planted in the Western Cape, 68 000 ha or 13 % in the Free State and 35 500 ha or 7 % in the Northern Cape.

Other crops: The production forecast for **malting barley** is 356 700 tons, which is 39,34% or 231 300 tons less than the previous seasons' crop of 588 000 tons. The area planted is estimated at 94 730 ha, while the expected yield is 3,77 t/ha.

The expected **canola crop** is 195 000 tons, which is 18,04% or 29 800 tons more than the previous seasons' crop of 165 200 tons. The area estimate for canola is 100 000 ha, with an expected yield of 1,95 t/ha.

The expected crop for **oats (cereals)** for the 2021 season is 79 253 tons and the revised area planted is 35 150 ha. The expected yield is 2,25 t/ha.

In the case of **sweet lupines**, the production forecast is 30 800 tons. The area estimate of sweet lupines is 22 000 ha, with an expected yield of 1,40 t/ha.

Please note that the second production forecast for winter cereals for 2021 will be released on 29 September 2021.

Information is available on the internet at [http://www.dalrrd.gov.za/links/crop estimates](http://www.dalrrd.gov.za/links/crop_estimates) or <http://www.sagis.org.za>, as from **14:30** on the date of the relevant meeting of the Crop Estimates Committee.

Wintergewasse - 2021 produksie-seisoen

Koring: Die verwagte produksie vir koring is 2,086 milj. ton, wat 1,60% of 33 865 ton minder is as die vorige seisoen se oes van 2,120 milj. ton, terwyl die verwagte opbrengs 4,00 t/ha is.

Die verwagte produksie in die Wes-Kaap is 1,134 milj. ton (54%), wat 31 000 ton meer is as die 1,103 milj. ton geproduseer in die vorige seisoen. In die Vrystaat is die verwagte produksie 333 200 ton (16%), wat 80 400 ton minder is as die vorige seisoen se oes van 413 600 ton. In die Noord-Kaap is die beraamde produksie 259 150 ton (12%) – 12 800 ton minder as die 271 950 ton geproduseer in die vorige seisoen.

Die oppervlakteskatting vir koring is hersien na 521 500 ha, wat 5 500 ha meer is as die 516 000 ha teenoor die vorige skatting. Die beraamde oppervlakte geplant in die Wes-Kaap is 360 000 ha of 69 %, die Vrystaat is 68 000 ha of 13 % en 35 500 ha of 7 % is in die Noord-Kaap.

Ander gewasse: Die produksieskatting vir **moutgars** is 356 700 ton, wat 39,34% of 231 300 ton minder is as die vorige seisoen se oes van 588 000 ton. Die oppervlakte beplant word beraam op 94 730 ha, terwyl die verwagte opbrengs 3,77 t/ha behoop.

Die verwagte **kanola-oes** is 195 000 ton, wat 18,04% of 29 800 ton meer is as die vorige seisoen se oes van 165 200 ton. Die oppervlakteskatting vir kanola is 100 000 ha, met 'n verwagte opbrengs van 1,95 t/ha.

Die verwagte oes vir **hawer (ontbytgraan)** vir die 2021-seisoen is 79 253 ton en die hersiene oppervlakteskatting is 35 150 ton. Die verwagte opbrengs is 2,25 t/ha.

In die geval van **soetlupine** is die produksieskatting 30 800 ton. Die oppervlakte beplant met soetlupine is 22 000 ha, en die verwagte opbrengs is 1,40 t/ha.

Neem asseblief kennis dat die tweede produksieskatting vir wintergewasse vir 2021 op 29 September 2021 vrygestel sal word.

Inligting is beskikbaar op die internet by [http://www.dalrrd.gov.za/links/crop estimates](http://www.dalrrd.gov.za/links/crop_estimates) of by <http://www.sagis.org.za>, vanaf **14:30** op die dag van die toepaslike vergadering van die Oesskattingskomitee.